



# THE CO<sub>2</sub> REVOLUTION

---

Your Cellular Breathing Mastery Guide

*The Protocol Big Pharma Doesn't Want You to Know*



© 2025 BIOSPARK HEALTH



# THE SHOCKING TRUTH THEY'VE HIDDEN FROM YOU

---

## You've been lied to about CO<sub>2</sub>.

- ✓ **CO<sub>2</sub> is NOT waste** – it's your cells' secret weapon
- ✓ **Low CO<sub>2</sub> causes anxiety** – not low oxygen
- ✓ **Hyperventilation creates panic** – by depleting CO<sub>2</sub>
- ✓ **Your cells need CO<sub>2</sub> to use oxygen** – it's called the Bohr Effect

Most people are suffocating at the cellular level—**not from lack of oxygen, but from lack of CO<sub>2</sub>.**

i This guide contains protocols used in \$3,000 bioenergetic consultations. You're getting it free. Use it wisely.

## The Bohr Effect: Your Hidden Superpower





**HIGH CO<sub>2</sub>** → Oxygen **RELEASES** from blood → Cells get energy

**LOW CO<sub>2</sub>** → Oxygen **STAYS STUCK** → Cells suffocate with "plenty" of oxygen



## The Modern Suffocation Epidemic

**97% of people** are cellular suffocators because of:

-  Chronic stress (😓) – increases breathing rate
-  Mouth breathing (👄) – CO<sub>2</sub> escapes too fast
-  Over-exercise (🏃) – depletes CO<sub>2</sub> reserves
-  Anxiety meds (💊) – mask the real problem

⚙️ Understanding this metabolic mechanism is the foundation of CO<sub>2</sub> mastery.



# CO<sub>2</sub> DEFICIENCY SYMPTOMS CHECKLIST



## Are You a Cellular Suffocator?


- Air hunger despite "normal" breathing
- Chronic fatigue (even after sleep)
- Anxiety that comes from nowhere
- Exercise intolerance
- Coffee-resistant brain fog
- Heart palpitations
- Cold hands/feet (poor circulation)
- Digestive issues

**Check 3+ boxes? You're in cellular suffocation mode.**

This is why you feel exhausted despite "normal" test results. Your cells can't use the oxygen in your blood.

 Take this assessment weekly to track your progress on the CO<sub>2</sub> Revolution protocol.



 [Print checklist](#)

# 🎯 PHASE 1: THE FOUNDATION RESET (DAYS 1-7)



## Morning Activation

🕒 5 minutes

### 1. The 4-4-8 Pattern

- Inhale through nose: 4 counts
- Hold naturally: 4 counts
- Exhale through nose: 8 counts

Why it works: Longer exhale retains CO<sub>2</sub>

### 2. Pulse Check Protocol

- Take pulse before breathing
- Do 10 rounds of 4-4-8
- Take pulse after

Goal: 5-10 BPM decrease = CO<sub>2</sub> is working

## Midday Reset

🕒 2 minutes

- **The Pause Test:** Normal exhale → Hold → Time until first urge to breathe

**Under 20 seconds**  
Severe CO<sub>2</sub> depletion

**20-40 seconds**  
Moderate depletion

**40+ seconds**  
Optimal CO<sub>2</sub> levels

## Evening Wind-Down

🕒 10 minutes

### 1. The 3-6-9 Calming Sequence

- 3 seconds in, 6 seconds hold, 9 seconds out
- Focus on gentle, quiet breathing
- **Feel the warmth in your extremities** (CO<sub>2</sub> vasodilation)



💡 Consistent practice of these Foundation Reset protocols will build CO<sub>2</sub> tolerance and enhance cellular oxygen delivery.

# PHASE 2: METABOLIC ACCELERATION (DAYS 8-21)

## Buteyko Lite Method

1. Normal breath in/out
2. Hold for 3-5 seconds (comfortable)
3. Resume gentle breathing
4. Repeat 5-10× between meals

*This increases cellular CO<sub>2</sub> without stress*

## Sugar-Breath Synergy

**Pre-breathing:** 1 tsp raw honey

**Post-breathing:** Warm milk with honey

**💡 Why:** Glucose + CO<sub>2</sub> = Maximum ATP production

## Temperature Tracking

 Morning oral temp BEFORE breathing: \_\_\_\_°F

Morning temp AFTER 2 weeks: \_\_\_\_°F

 **Goal: 0.3-0.5°F increase = Metabolic victory**

 Track your temperature daily at the same time before rising for accurate measurements.

# PHASE 3: ADVANCED CO<sub>2</sub> OPTIMIZATION (DAYS 22+)

## Bag Breathing Protocol

(Emergency Anxiety Relief)

1. Paper bag over nose/mouth, breathe **normally** for 2-3 minutes

✓ Feel the calm wash over you as CO<sub>2</sub> levels rise

 This isn't placebo - it's CO<sub>2</sub> medicine

## Sleep Tape Method

• Medical tape across lips while sleeping

✓ Forces nose breathing all night

→ Start with 1 hour before attempting full night

 Wake up energized, not groggy

## The Athletic Advantage

• During exercise: Breathe **ONLY** through nose

 Builds massive CO<sub>2</sub> tolerance

→ Yes, even when it gets difficult

 Elite athletes know this secret

# 🔧 TROUBLESHOOTING MASTERY



## Overcoming Common Challenges

⚠️ "I feel dizzy during breathing exercises"

✅ **You're going too fast.** Slow down. Less is more with CO<sub>2</sub> work.

👂 "My anxiety got worse initially"

✅ **Normal detox response.** Your body is adjusting from stress addiction. Push through for 3-4 days.

👃 "I can't breathe through my nose"

✅ **Start with mouth slightly open.** Progress to full nose breathing over 2 weeks. Consider addressing structural issues.

❓ "I'm not noticing changes"

✅ **Check your fuel:** Are you eating enough carbs? CO<sub>2</sub> comes from glucose metabolism. No fuel = No CO<sub>2</sub>.

💡 **BioSpark Tip:** Revisit basics before troubleshooting advanced hacks!






⚙️ Proper CO<sub>2</sub> optimization requires patience and consistent application.





# TRANSFORMATION TIMELINE







## Week 1: The Awakening

-  Better sleep (CO<sub>2</sub> calms the nervous system)
-  Warmer hands/feet (improved circulation)
-  Reduced air hunger

## Weeks 2-3: The Shift

-  Anxiety episodes decrease dramatically
-  Energy becomes stable (no crashes)
-  Exercise feels easier
-  Mental clarity improves

## Week 4+: The New You

-  Chronic symptoms disappear
-  Stress resilience skyrockets
-  Body temperature normalizes (98.6°F)
-  You've become metabolically flexible



 Your transformation will be progressive and build upon each previous week's improvements.

# ⚡ ADVANCED BIOHACKS

## Shower Power-Up

- 🔌 End with 30 seconds of cold water
- 🔄 Breathe slowly through nose during cold exposure
  - ✔ Massive CO<sub>2</sub> retention + metabolic boost

## Carb-Breath Stack

1 tbsp honey + breathing exercise

- 🏃 Do this pre-workout for insane endurance
  - Glucose → CO<sub>2</sub> → Enhanced oxygen delivery




## Sleep Sanctuary

- 🌡 Room temperature: 65-68°F
- 🗻 Mouth tape + nasal strips
  - 🌱 Wake up with 98.6°F temp (metabolic gold)








# QUICK-START CHEAT SHEET & 30-DAY CHALLENGE

## Quick-Start Protocol

-  **Morning:** 10× 4-4-8 breathing, temp check, honey + warm drink
-  **Afternoon:** Pause test & 5 Buteyko holds
-  **Evening:** 3-6-9 sequence, prep nose breathing sleep

## Tracking Markers

### Daily Check:

-  Morning temp
-  Pause test duration
-  Energy (1-10)
-  Anxiety episodes
-  Sleep quality



## 30-Day Challenge

### Week 1: Foundation

-  Master basic 4-4-8 pattern

### Week 2: Integration


-  Add Buteyko holds

### Week 3: Optimization

-  Implement night protocols

### Week 4: Integration

-  Stack with nutrition

 Track your progress in a dedicated journal. The visible patterns of improvement will motivate you to stay consistent with your CO<sub>2</sub> optimization.

 One month of consistent practice can completely transform your cellular metabolism.

# MINDSET SHIFT & CONNECT WITH THE REVOLUTION

## The Million-Dollar Mindset Shift

- 💡 **Stop thinking** "I need more oxygen."  
Start knowing "I need better oxygen delivery."
- 💡 Kick mouth breathing & stress habits  
Embrace nose breathing & CO<sub>2</sub> retention
- 💡 You're not broken. You just need to breathe differently.

### Questions? Wins? Join us:

 [BiosparkHealth.com/online-coaching](https://BiosparkHealth.com/online-coaching)

 Remember: One week of proper breathing can change everything.

